

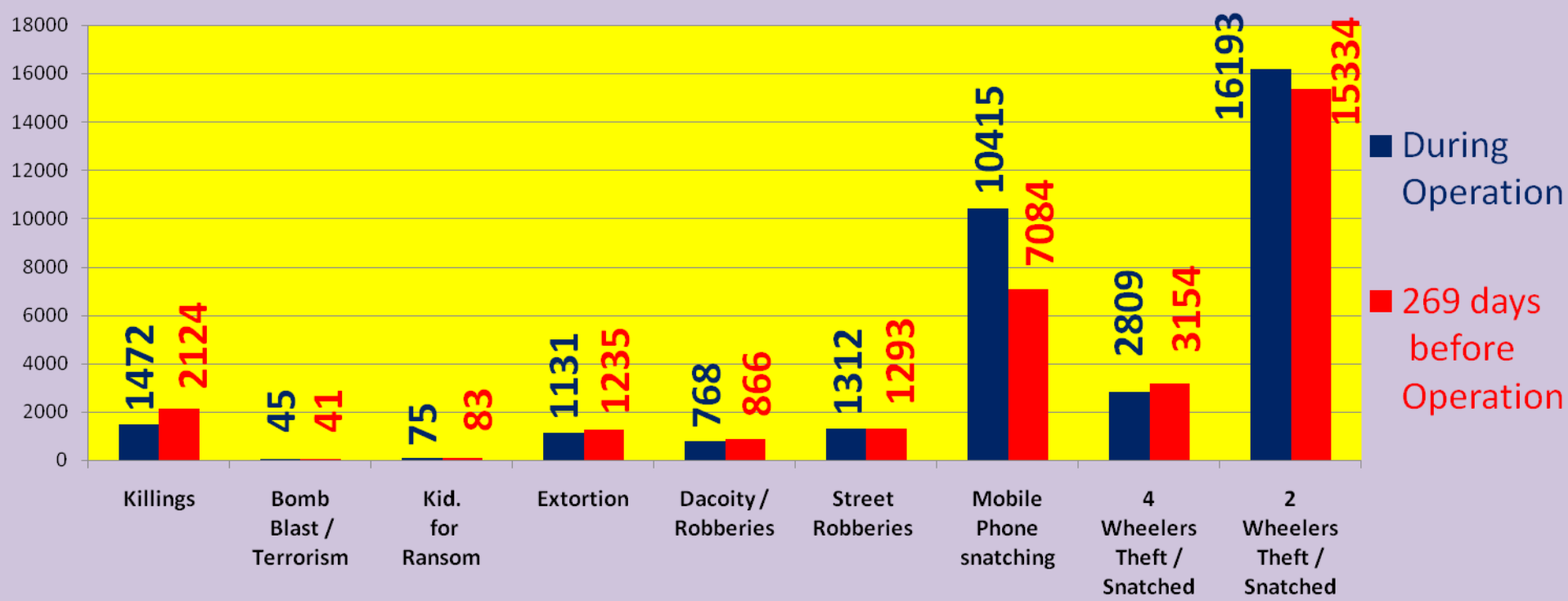
# HEINOUS OFFENCES 2013-2014



PERIOD	Killings	Bomb Blast / Terrorism	Kid. for Ransom	Extortion	Dacoity / Robberies	Street Robberies	Mobile Phone snatching	4 Wheelers Theft / Snatched	2 Wheelers Theft / Snatched
1-1-14 to 31-5-14	875	28	36	2013	413	686	6553	1522	8637
1-1-13 to 31-5-13	1205	28	34	0	411	684	3933	1686	7475
Difference	-330	0	2	2013	2	2	2620	-164	1162



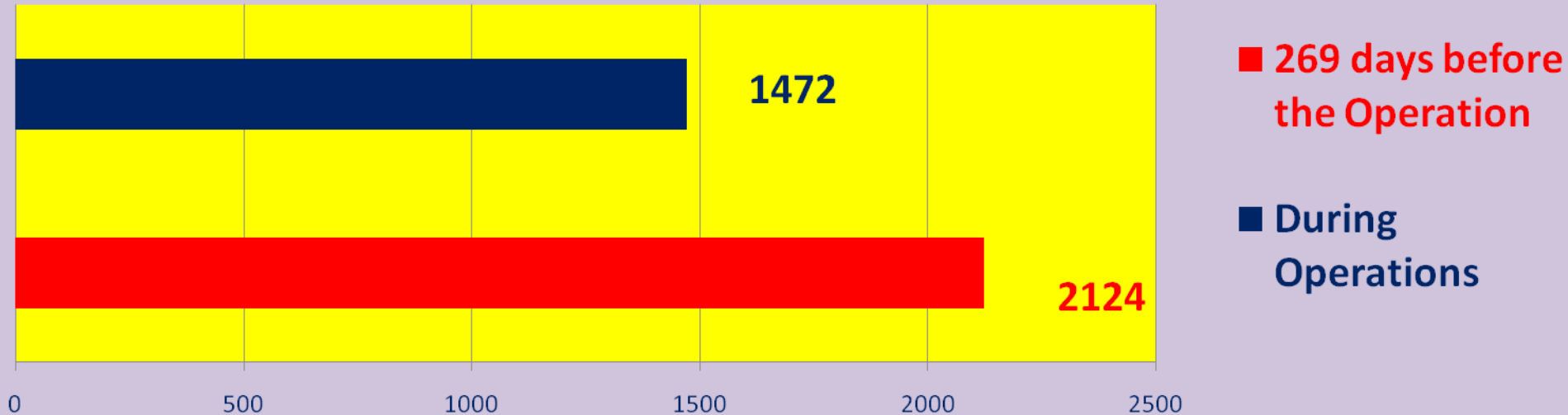
# HEINOUS OFFENCES



Killings	Killings	Bomb Blast / Terrorism	Kid. for Ransom	Extortion	Dacoity / Robberies	Street Robberies	Mobile Phone snatching	4 Wheelers Theft / Snatched	2 Wheelers Theft / Snatched
<b>During Operation 5-9-13 to 31-5-14</b>	1472	45	75	1131	768	1312	10415	2809	16193
<b>269 days before Operation</b>	2124	41	83	1235	866	1293	7084	3154	15334
<b>Difference</b>	652	4	8	104	98	19	3331	345	859



# KILLING

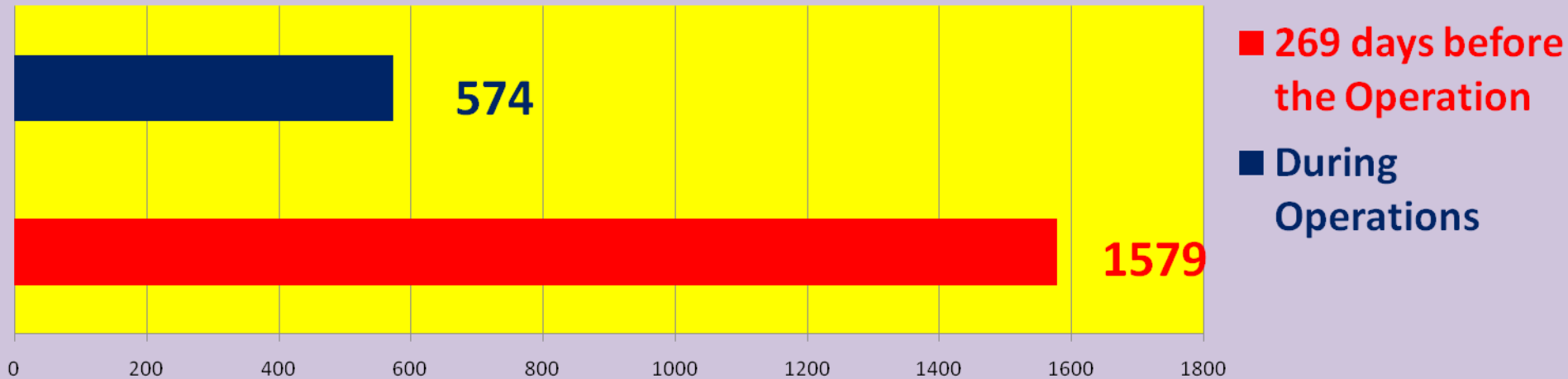


<b>During Operations Period From 5-9-13 to 31-5-14</b>	<b>1472</b>
<b>265 days before Operation From 09-12-12 to 4-9-13</b>	<b>2124</b>

- Decrease by **652** persons in Killing incidents
- **916** accused involved in killings arrested
- **581** accused of fresh murder cases
- **62** Proclaimed Offenders of murder cases
- **272** Absconders of murder cases
- Interrogation led to detection **797** murder cases



# TARGET KILLING



<b>During Operations Period From 5-9-13 to 31-5-14</b>	<b>574</b>
<b>255 days before Operation From 09-12-12 to 4-9-13</b>	<b>1579</b>

- There is a decreased by **1005** persons in target killings
- During operation **196** accused involved in target killings are arrested
- After completing investigation charge sheet against them submitted in the court
- No one is granted bail by the court



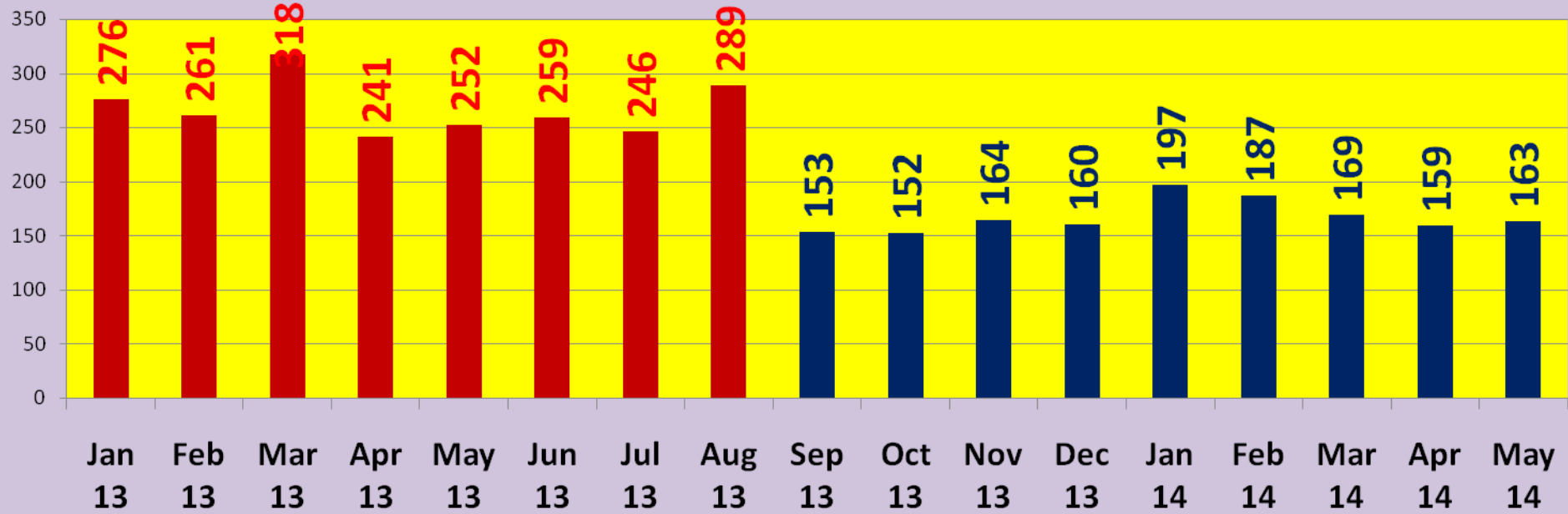
# ARREST OF MURDERERS DURING OPERATION

Year	Fresh Arrests	POs	Abs	TOTAL	Fresh Arrests challaned in Murder cases of the year	
					YEAR	CASES
1990		2		2	1995	1
1994			1	1	1996	
1995	1	1	3	5	1997	1
1996	1			1	1998	1
1997	1			1	2000	1
1998	1		1	2	2002	2
2000			1	1	2003	2
2002	1		1	2	2004	5
2003			1	1	2005	4
2004	1		3	4	2006	1
2005	1	2	4	7	2007	6
2006			1	1	2008	21
2007	1		3	4	2009	12
2008	10	1	6	17	2010	47
2009	3	6	12	21	2011	62
2010	22	5	24	51	2012	90
2011	27	10	37	74	2013	441
2012	43	18	39	101	2014	100
2013	303	14	116	434		
2014	165	3	17	185		
<b>TOTAL</b>	<b>581</b>	<b>62</b>	<b>272</b>	<b>915</b>	<b>TOTAL</b>	<b>797</b>

**Out of 581 murderers, 196 murderers involved in target killing cases**



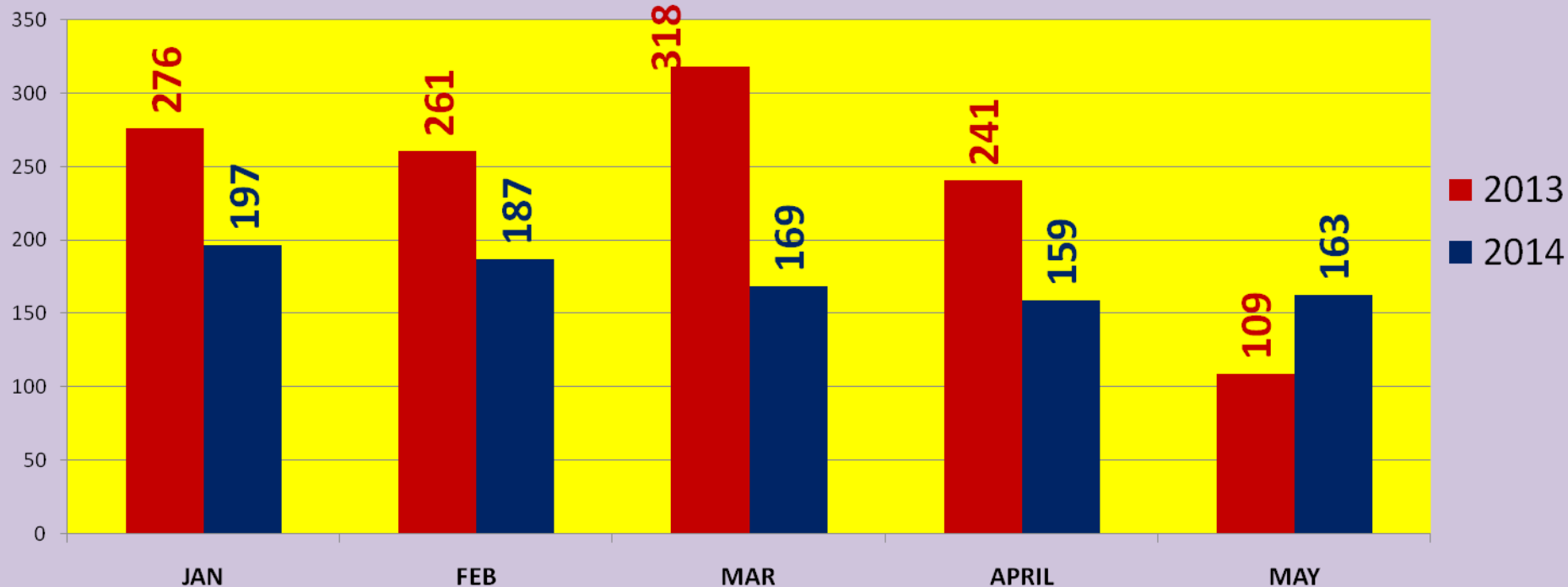
# MONTH WISE KILLING



Monthly Killing	Jan 13	Feb 13	Mar 13	Apr 13	May 13	Jun 13	Jul 13	Aug 13	Sep 13	Oct 13	Nov 13	Dec 13	Jan 14	Feb 14	Mar 14	Apr 14	May 14
		276	261	318	241	252	259	246	289	153	152	164	160	197	187	169	159
Per day Average	8.9	9.3	10.3	8.0	8.1	8.6	7.9	9.3	5.1	4.9	5.5	5.2	6.4	6.7	5.5	5.3	5.3



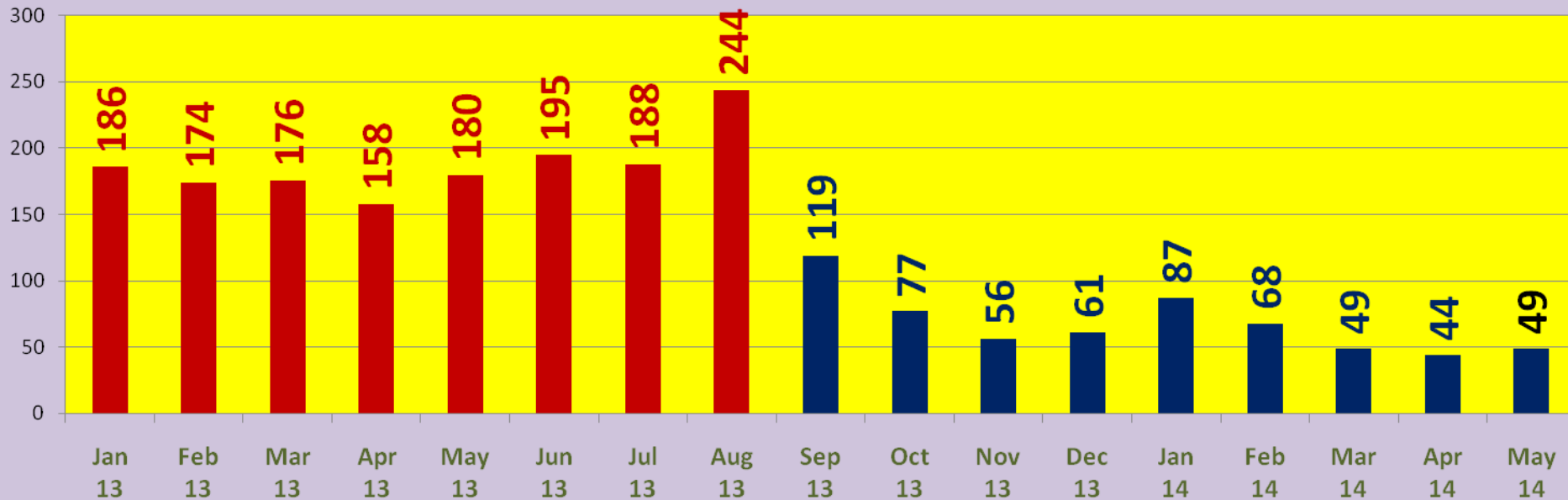
# MONTH WISE KILLING 2013-2014



	JAN	FEB	MAR	APRIL	MAY	TOTAL
<b>2013</b>	<b>276</b>	<b>261</b>	<b>318</b>	<b>241</b>	<b>109</b>	<b>1205</b>
<b>2014</b>	<b>197</b>	<b>187</b>	<b>169</b>	<b>159</b>	<b>163</b>	<b>875</b>
<b>DIFF</b>	<b>-79</b>	<b>-74</b>	<b>-149</b>	<b>-82</b>	<b>54</b>	<b>-330</b>



# MONTH WISE TARGET KILLING

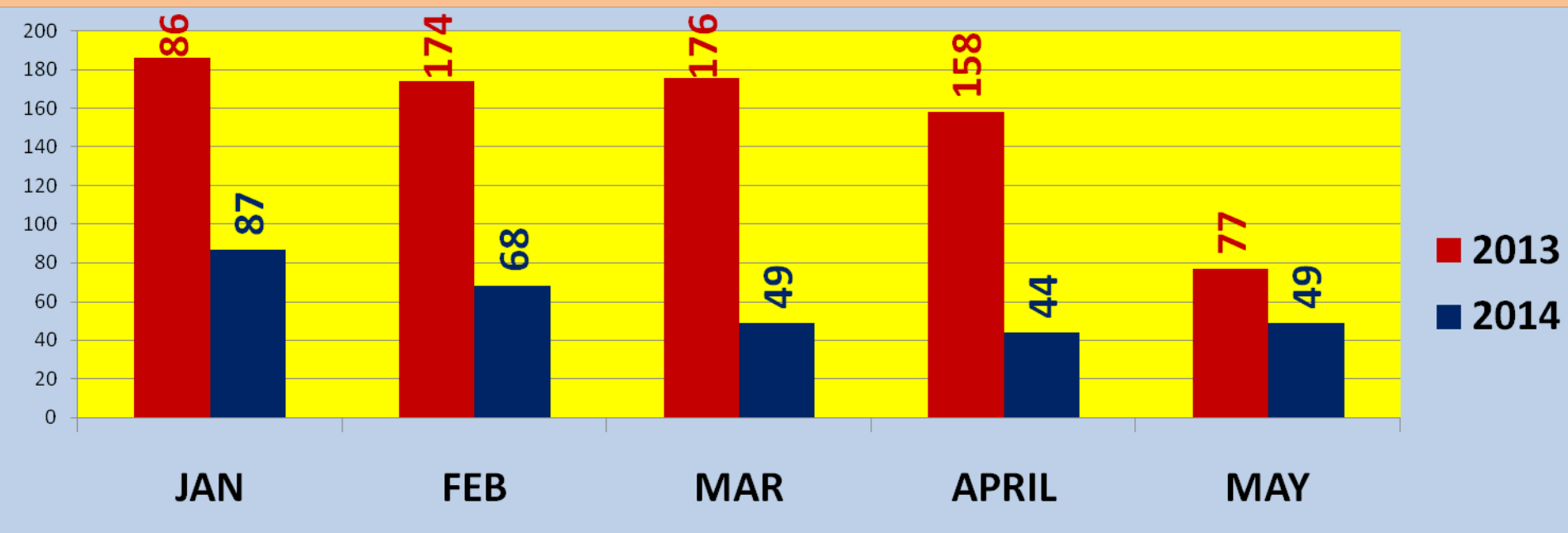


Monthly target Killing	Jan 13	Feb 13	Mar 13	Apr 13	May 13	Jun 13	Jul 13	Aug 13	Sep 13	Oct 13	Nov 13	Dec 13	Jan 14	Feb 14	Mar 14	Apr 14	May 14
		186	174	176	158	180	195	188	244	119	77	56	61	87	68	49	44
Per day Average	6.0	6.2	5.7	5.3	5.8	6.5	6.1	7.9	4.0	2.5	1.9	2.0	2.8	2.4	1.6	1.5	1.6





# MONTH WISE TARGET KILLING 2013-2014



	JAN	FEB	MAR	APRIL	MAY	TOTAL
<b>2013</b>	<b>186</b>	<b>174</b>	<b>176</b>	<b>158</b>	<b>77</b>	<b>771</b>
<b>2014</b>	<b>87</b>	<b>68</b>	<b>49</b>	<b>44</b>	<b>49</b>	<b>297</b>
<b>DIFF</b>	<b>-99</b>	<b>-106</b>	<b>-127</b>	<b>-114</b>	<b>-28</b>	<b>-474</b>



# KIDNAPPING FOR RANSOM

<b>PERIOD</b>	<b>Cases Reg.</b>	<b>Persons Kidnap-ped</b>	<b>Accused Arrested</b>	<b>Accused Killed</b>	<b>Cases Det.</b>	<b>Persons Out-standing</b>
<b>During Operations Period (5 Sep-13 to 31 May-14)</b>	75	79	105	9	28	8
<b>269 days Before operation (09 Dec-12 to 4 Sep-13)</b>	83	86	33	22	17	0



# EXTORTION

PERIOD	FIR/ Complaints Received	EXTORTIONISTS			
		Fresh Arrest	Abs.	Killed	TOTAL
<b>During Operations Period (5 Sep-13 to 31 May-14)</b>	<b>1131</b>	<b>258</b>	<b>57</b>	<b>6</b>	<b>321</b>
<b>269 days Before operation (09 Dec-12 to 4 Sep-13)</b>	<b>1235</b>	<b>183</b>			<b>183</b>



# ROBBERIES & VEHICLES THEFT/SNATCHED

Heads	During Operation 5-9-2013 to 31-5-2014	269 days before operation 09-12-2012 to 4-9-2013	Diff
Dacoity/Robberies	768	866	-98
Street Robberies	1312	1293	19
Mobile Phone snatching	10415	7084	3331
4 Wheelers Theft/Snatched	2809	3154	-345
2 Wheelers Theft/Snatched	16193	15334	859

➤ During Operation 1454 accused involved in robberies arrested



# ROBBERIES & VEHICLES THEFT/SNATCHED 2014-2013

Heads	1-1-2014 to 31-5-2014	1-1-2013 to 31-5-2013	Diff
Dacoity/Robberies	413	411	2
Street Robberies	686	684	2
Mobile Phone snatching	6553	3933	2620
4 Wheelers Theft/Snatched	1522	1686	-164
2 Wheelers Theft/Snatched	8637	7475	1162

➤ During Operation 1454 accused involved in robberies arrested



# STATUS OF ACCUSED ARRESTED IN HEINOUS CRIME DURING OPERATION

Heads	ARRESTED	UNDER POLICE CUSTODY	BAILED OUT	IN JAIL
Murders	385	17	28	340
Target Killing	196	13	0	183
Explosive Act	239	2	2	235
Kid. for Ransom	105	7	0	98
Extortion	258	20	15	223
Dacoities / Robberies	1454	41	269	1144
Arms Ord.	4876	65	1635	3176
Narcotics Ord.	4166	53	1251	2862
<b>TOTAL</b>	<b>11679</b>	<b>218</b>	<b>3200</b>	<b>8261</b>



# PERFORMANCE IN ANTI TERRORISM COURTS DURING OPERATION

<b>INSTITUTION</b>	
ATC-I	147
ATC-II	344
ATC-III	210
ATC-IV	50
ATC-V	48
<b>TOTAL</b>	<b>799</b>

<b>CONVICTION</b>	
ATC-I	15
ATC-II	24
ATC-III	3
ATC-IV	6
ATC-V	14
<b>TOTAL</b>	<b>62</b>



# ALL CASES CHALLANED DURING OPERATION

Head of Crime	Cases Challaned	Accused Challaned
Murder	293	389
Target Killing	106	137
Explosive Act	76	73
Kidnapping for Ransom	65	94
extortion	111	157
Dacoity/Robbery	506	577
Street Crime	515	534
Arms Ordinance	4635	4599
Narcotic Ordinance	2770	3161
Other Crimes	4112	6355
<b>TOTAL</b>	<b>13189</b>	<b>16076</b>





# CONVICTION OF CASES AND PERSONS FROM 5-9-2013 TODATE

HEADS	Cases	Persons
Murder	13	22
Kid. For Ransom	10	19
Extortion	7	12
Explosive	2	2
Robbery	24	30
Encounter	9	17
Arms	76	73
Hurts	14	21
Theft	8	8
Vehicle theft/snatched	1	1
Rioting	23	45
Narcotic	422	501
Gambling	99	436
Other Local & Spl. Law	44	84
Misc	137	286
<b>TOTAL</b>	<b>889</b>	<b>1557</b>



# POLICE PERFORMANCE

<b>ARRESTS MADE IN HEINOUS OFFENCES</b>	<b>During Operation From 5-9-2013 to 31-5-2014</b>	<b>Corresponding Period From 5-9-2012 to 31-5-2013</b>	<b>DIFFERENCE</b>
Encounter Held	1376	855	521
Criminal Killed	289	90	199
Murders	912	757	155
Terrorism Act	239	76	163
Kidnapping for Ransom	105	33	72
Extortion	320	187	133
Dacoities / Robberies	1454	852	602
Arms Ord.	4876	4327	549
Narcotics Ord.	4166	2238	1928
<b>TOTAL</b>	<b>12072</b>	<b>8470</b>	<b>3602</b>



# POLICE PERFORMANCE

<b>ARRESTS OF</b>	<b>During Operation From 5-9-2013 to 31-5-2014</b>	<b>Corresponding Period From 5-9-2012 to 31-5-2013</b>	<b>DIFFERENCE</b>
P.Os.	462	486	-24
Absconder	6149	5619	530
Arrest made in Petty Crime	7114	5823	1291
<b>Total</b>	<b>13725</b>	<b>11928</b>	<b>1797</b>